




# DIVI PERSON MODULE TEMPLATE 1



**TESTED IN**  
**WORDPRESS 4.9.8**  
**DIVI 3.10.+**

# REQUIREMENTS

DIVI Library Is A Powerful Tool For Web Designers, As It Allows You To Build And Categorize Custom Designs That You Can Use To Jump-Start Your Future Projects. Using The Portability System, These Custom Designs Can Now Be Easily Transferred Between Websites And Shared With Your Peers. Before We Begin, Make Sure You Have DIVI Installed On Wordpress Before Installing This Layout Designs. We Recommend Doing This On A Latest DIVI Version.

DIVI Person Module Template 1 Is Fully Compatible With DIVI Theme Versions 3.10.+. Some Features Or Elements May Not Be Compatible With Previous Versions. Please Ensure That You've Downloaded The Latest Version Of DIVI. The DIVI Theme Is Not Included In This Package.

To Download Divi, **You Must First Purchase A Membership To Elegant Themes And Download The Divi Theme Package.**










A Good Knowledge Of DIVI And Basic Knowledge Of Css (A Little Bit Of Color Swapping).

**Note :- TEAM MEMBER IMAGES HAVE BEEN REPLACED DUE TO LICENSING.**




# STEP 1

Download And Unzip The '**DCT\_Person\_Module\_Template\_1. Zip**' File To Your Computer. Once You've Unzip DIVI Person Module Template 1, You Will Find Following Folder Directory.

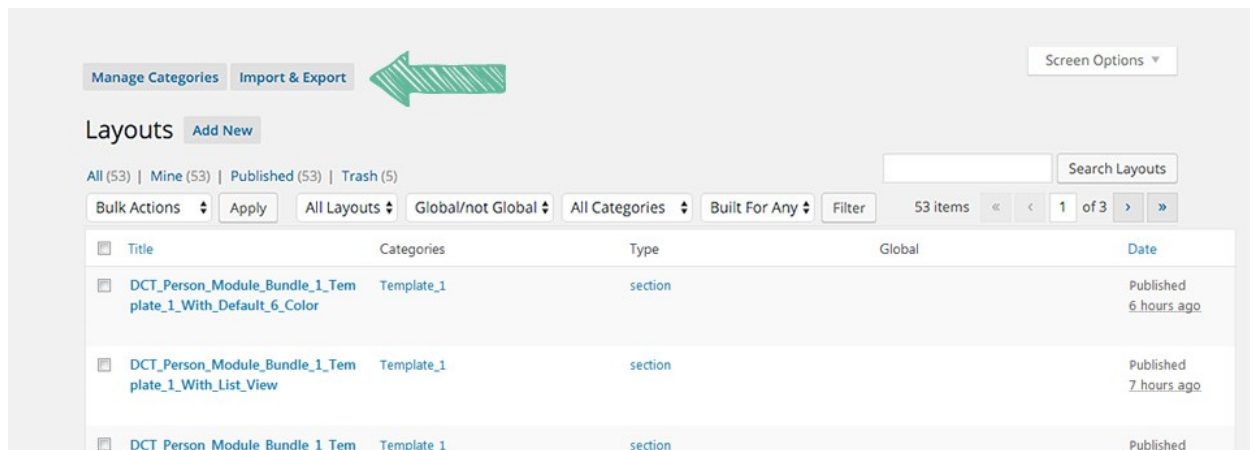
Name	Date modified	Type	Size
 DCT_Person_Module_Template_1_ALL	7/23/2018 11:52 AM	JSON File	134 KB
 DCT_Person_Module_Template_1_Default	7/23/2018 11:00 AM	JSON File	29 KB
 DCT_Person_Module_Template_1_With_Button	7/23/2018 11:24 AM	JSON File	47 KB
 DCT_Person_Module_Template_1_With_Contact_Details	7/23/2018 11:25 AM	JSON File	31 KB
 DCT_Person_Module_Template_1_With_Default_6_Color	7/23/2018 11:47 AM	JSON File	31 KB
 DCT_Person_Module_Template_1_With_Horizontal_View	7/23/2018 11:23 AM	JSON File	36 KB
 DCT_Person_Module_Template_1_With_List_View	7/23/2018 11:23 AM	JSON File	32 KB
 DCT_Person_Module_Template_1_With_ShortDescription	7/23/2018 11:25 AM	JSON File	30 KB
 Documentation _ DIVI_Person_Module_Template_1	7/24/2018 4:51 PM	Chrome HTML Do...	1,396 KB

In Each Folder Total 7 Json File For Single Template Style, Select Style That You Want To IMPORT.



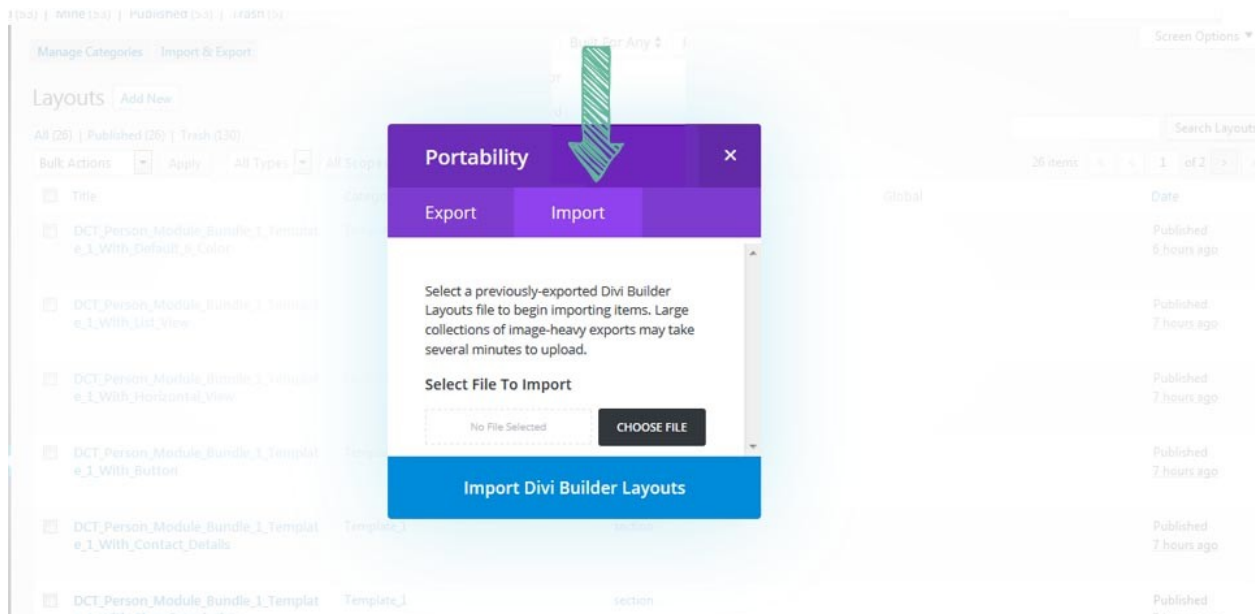
# STEP 2

To Import DIVI Person Module Extended Template Style 1, You Will First Need To Navigate To The **DIVI > Divi Library** Page In Your Wordpress Dashboard. Here You Will See A List Of All Of Your DIVI Library Items, Along With An “Import & Export” Button At The Top Of The Screen. Clicking This Button Will Launch The Portability Popup.



## STEP 3

Navigate To The Import Tab. Click The “**Choose File**” Button And Locate Divi Person Module Template 1 And Click The “**Import Divi Builder Layouts** Button.”



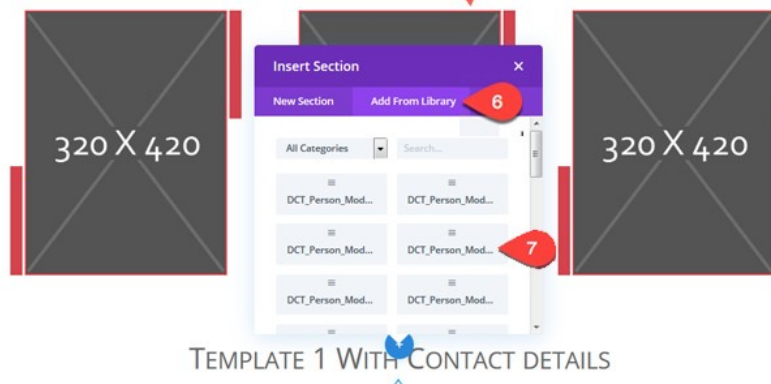
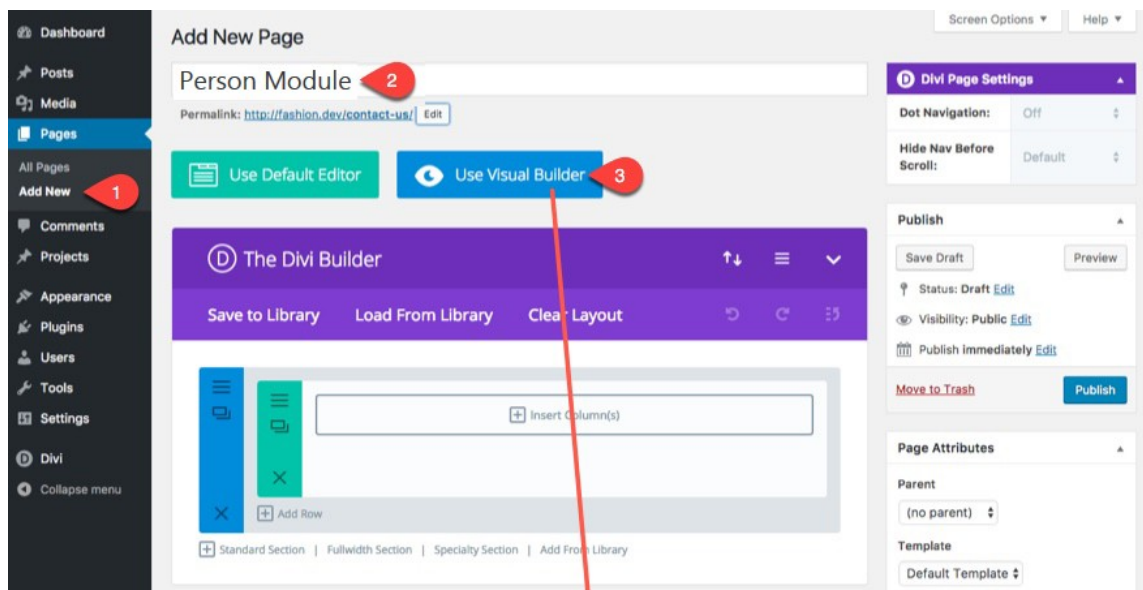
Once You Have Selected the File, Click The “**Import Divi Builder Layouts**” Button to Begin Importing. Once The Import Process Has Completed, You Will Notice That The DIVI Person Module Template 1 Have Been Added to Your Library And Included Images Have Been Imported Into Your Wordpress Media Library.



## STEP 4

Add DIVI Person Module Template Style 1 To Your Pages. From Your Wordpress Dashboard, Go To Pages > **All Pages / Add New**. Click To Use The DIVI Builder And Deploy The Visual Builder. Open The Settings Menu At The Bottom Of Any Section And Click The “**Load From Library**” Plus Icon On The Left.

In The Load From Library Modal That Pops Up, Click The “**Add From Library**” Tab And Select The DIVI Person Module Template Style 1 From The List To Load The Selected DIVI Person Module Template Style 1 On Section.



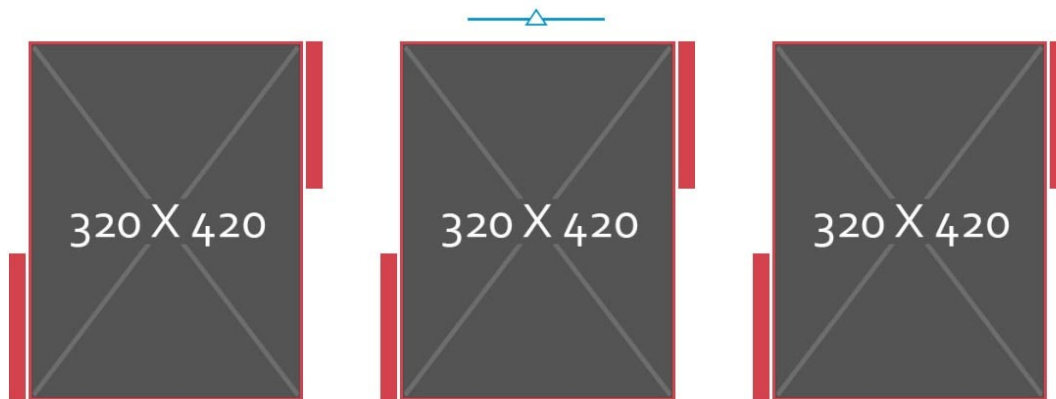
## STEP 5

Repeat This Process, If You Want To Add Another DIVI Person Module Template  
Style 1 For Each New Section,  
Adding A New Section To Each One.

## OUTPUT

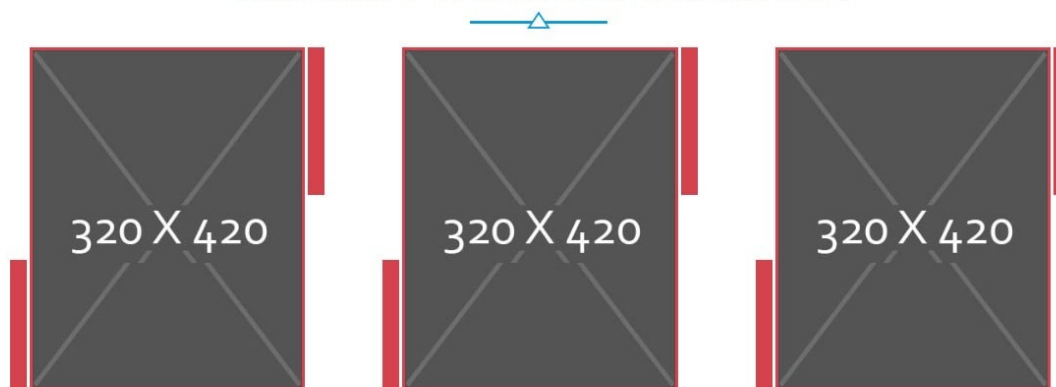
### 1. DCT\_Person\_Module\_Template\_1\_Default.json

TEMPLATE 1



### 2. DCT\_Person\_Module\_Template\_1\_With\_ShortDescription.json

TEMPLATE 1 WITH SHORT DESCRIPTION




### 3. DCT\_Person\_Module\_Template\_1\_With\_Contact\_Details.json

#### TEMPLATE 1 WITH CONTACT DETAILS



#### 4. DCT\_Person\_Module\_Template\_1\_With\_Default\_6\_Color.json

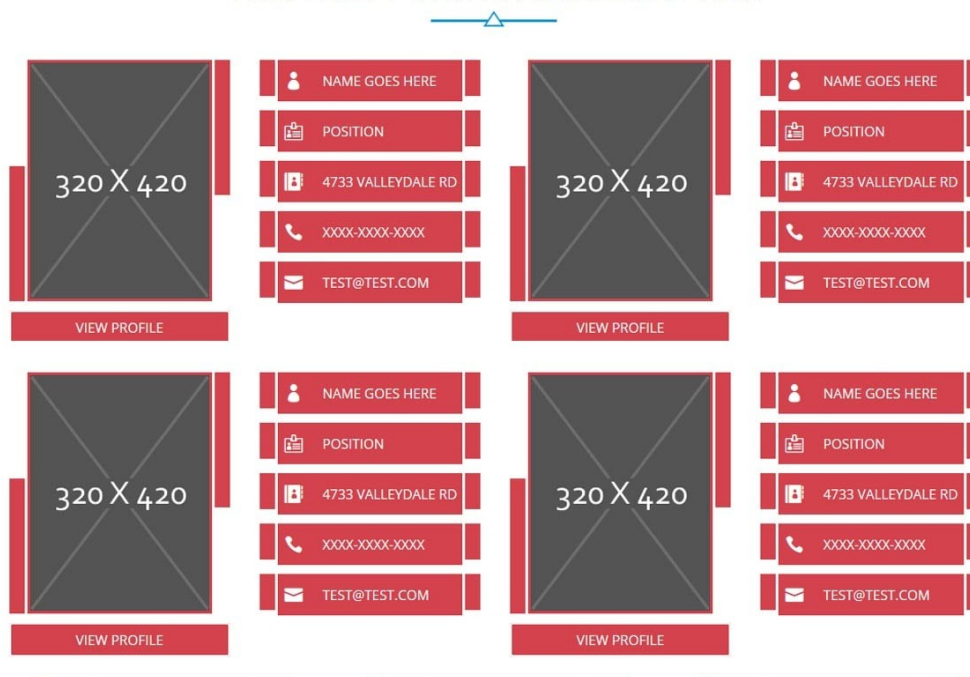
##### TEMPLATE 1 WITH DIFFERENT COLOR



#### 5. DCT\_Person\_Module\_Template\_1\_With\_Horizontal\_View.json



## TEMPLATE 1 WITH HORIZONTAL VIEW



## 6. DCT\_Person\_Module\_Template\_1\_With\_List\_View.json

### TEMPLATE 1 WITH LIST VIEW





# THANK YOU